



NORMAGRUP
POCKET
SOLUTIONS

All the control
in the palm
of your hand

100%

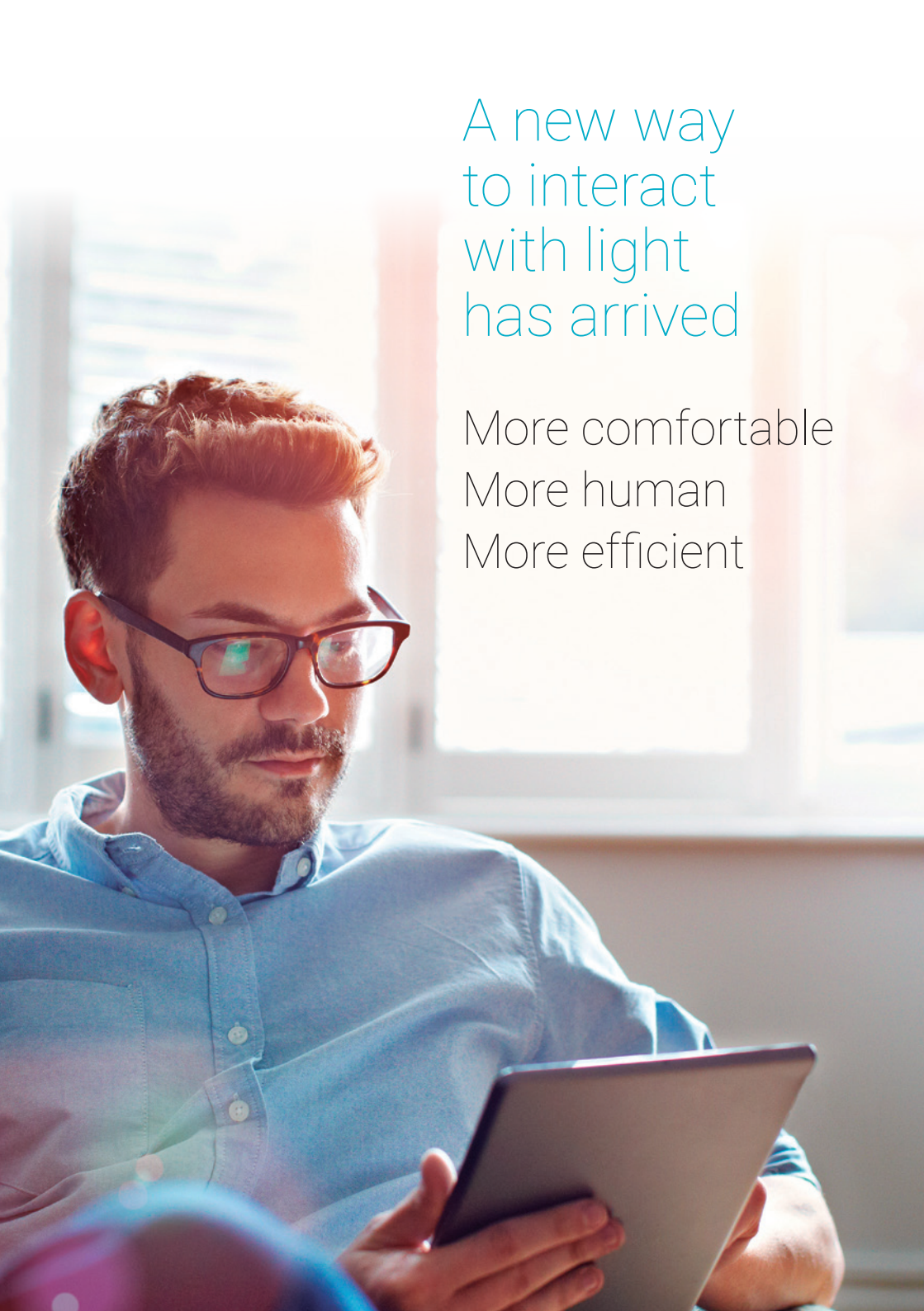
by Normagrup

hardware · software · support

NormaLINK 

App control by Normagrup



A man with short, reddish-brown hair, a beard, and glasses is looking down at a tablet computer he is holding. He is wearing a light blue button-down shirt. The background is a bright window with blinds, creating a soft, warm glow. The text is overlaid on the right side of the image.

A new way
to interact
with light
has arrived

More comfortable
More human
More efficient



Normalink is a control platform for general and emergency lighting, through any mobile device with IOS, Android or Windows.

Normalink is DALI compatible and will enable you to remotely control one or several installations simultaneously, in real time and from different devices at the same time. It is also possible to have a comprehensive control with drawings using the Normalink BMS.

iOS   Windows



System compatible with DALI illumination.



Multi-device control (from different devices at the same time).



Intelligent configuration and commissioning (automatic, easy and intuitive).



Compatible with Modbus IP (external control)

What can I do with Normalink?

With Normalink you can explore all the possibilities of your illumination, making it more practical and comfortable, as well as more efficient.



Integration of external elements:

- To integrate push buttons, presence detectors, light sensors or input/output signals has never been so easy.



Create Environments

- According to the different lighting needs of each zone and room.
- Different scenarios depending on the use of the building.
- Create timings in an easy and intuitive way: time for the fittings to turn on, turn off, light regulation, etc.



Optimize the maintenance and comply with the security regulations

- Program the emergency lighting tests whenever you want them to be carried out.
- In case of any emergency lighting luminaries failing, Normalink will detect this and you will be informed.
- Log everything that happens automatically.

Simple, tough and extendable

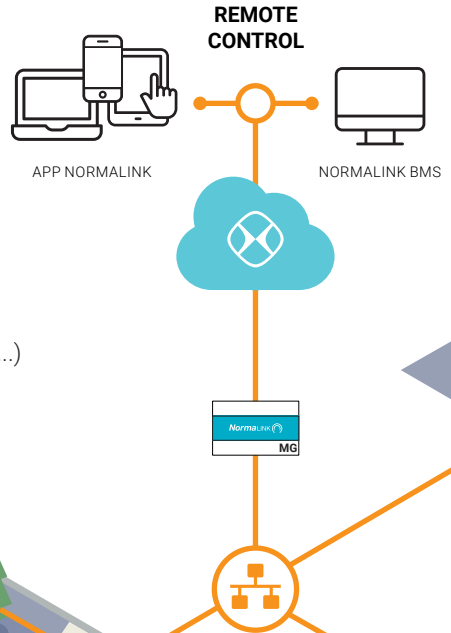
A system that you can trust

Easy DALI wiring, with no polarity and isolated (tough communications and without mistakes).

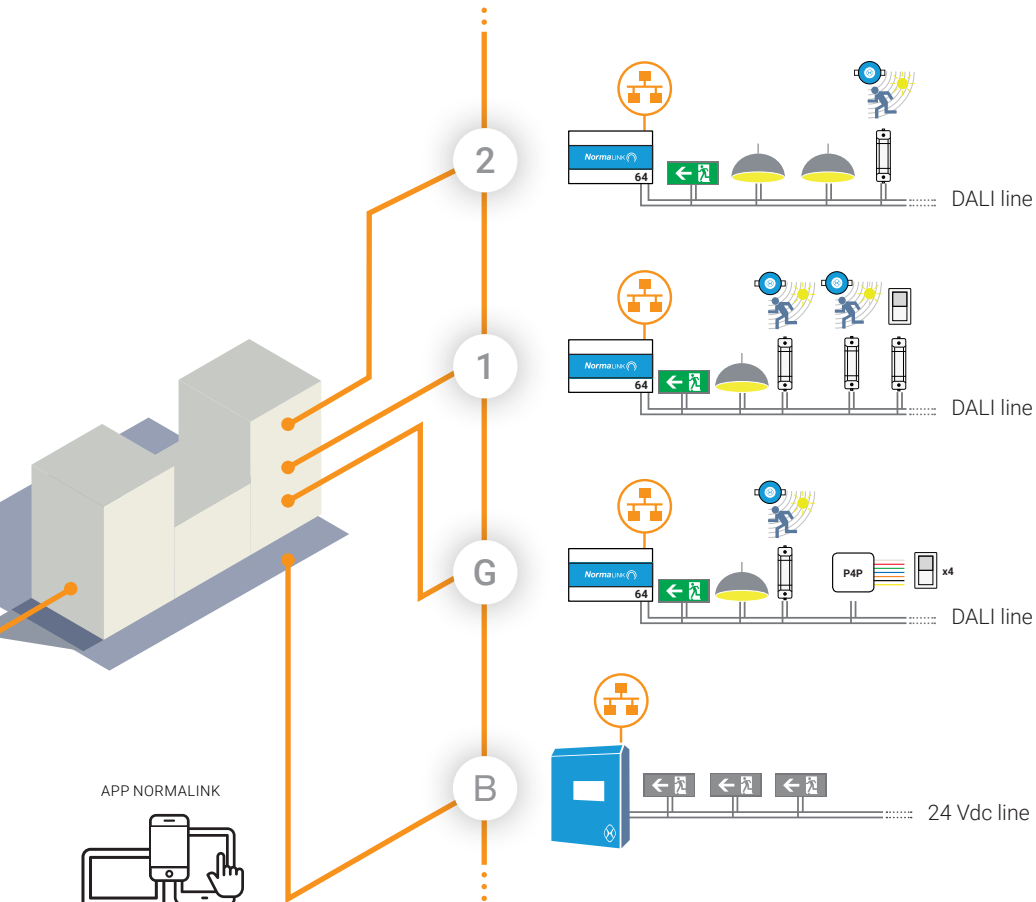
Extendable system, ideal for small, medium or big installations.

Quick and automatic commissioning.

Universal external elements (light regulators, presence detectors, push buttons, external signals...) are directly connected to the DALI line through adapters (it does not use a DALI address).



DALI line
2x1.5 mm²
Max. 300 m



APP NORMALINK

LOCAL CONTROL



NORMALINK BMS

- | | | | |
|--|---|--|--|
| | DALI TCP/IP gateway (ref: IDNG64). | | Luminaire for central battery system C24I. |
| | Master Gateway TCP/IP (Ref: IDNG-MG). | | Push button interface (ref: IDNG-P4P). |
| | Adapters for push buttons, presence sensors and light regulators (Ref: IDNG-EAD). | | Light regulators (ref: ILSR110/ILSS110). |
| | DALI emergency lighting luminaire. | | Central battery system (ref: C24I-300). |



IDNG-MG



TCP/IP Master gateway for the control of Normalink installation. Configuration through the webservice (included). Once connected to the same local network than the rest of Normalink devices, the Master gateway will take over and control the installation allowing:

- Ethernet connection.
- Configure notifications.
- Remotely control the installation thanks to the Normalink Cloud service.
- Comprehensive control of the installation thanks to the Normalink BMS software with drawings (included in the Gateway).
- Control the installation from an external software with Modbus IP support.
- DIN Rail mounting (12 modules).
- 230V AC 50-60Hz from an UPS (Uninterrupted Power Supply).



IDNG-64



DALI-TCP/IP gateway for the control through Normalink of up to 64 lighting or emergency lighting luminaires compliant with the DALI standard.

- Ethernet connection.
- 6 modules DIN rail mounting.
- Internal power supply to power the DALI line and a CR2032 battery to avoid losing information.
- 230V AC 50-60Hz from an UPS (Uninterrupted power supply).
- Additionally this device allows the connection, through the DALI line, of up to 16 devices with Normalink code (ref. IDNG-EAD and IDNG-P4P).



IDNG-EAD



Adapter to integrate non DALI control devices into the DALI line (push buttons, constant light controls and presence sensors).

- DALI connector, 0-10V (non isolated) analog input and digital input (230V AC).
- Automatic detection and configuration done from the Normalink app.
- Powered through the DALI line.
- It does not occupy a DALI address.
- Identification through the Normalink code.
- Dimensions: 215 x 33.5 x 30 mm.

IDNG-P4P



Interface for the connection of 4 push buttons or a switch (potential free) to a DALI line and its integration to the Normalink system.

- Connection to the DALI line.
- Four inputs or channels (IN0, IN1, IN2 and IN3) and a shared terminal.
- Includes 0.5 mm² section wires and 200 mm long.
- Terminals IN0, IN1, IN2 and IN3 cannot be extended using an extra wire.
- Automatic detection and configuration from the Normalink app.
- Powered from the DALI bus.
- Does not use a DALI address.
- Identification through the Normalink code.
- Dimensions: 50 x 50 mm

ILSR110



Closed loop constant light regulator 1/10v for connection to Normalink adapter IDNG-EAD.

- False ceiling embedded mounting. Incorporates a movement sensor (PIR) allowing the activation of the lighting when people are present if needed.
- 230v AC 50 Hz
- Brightness level: 100-1000 lux.
- Connection time: 10-30 min.
- IP20 according UNE 20324.
- Functioning temperature: 0°C to 40°C
- Movement detection range: 360°/day, 7 meters at 2.5 m height.
- Diameter: 80mm
- Controller dimensions: 107 x 53 x 34 mm
- Manufactured according UNE EN60730 norm.

ILSS110



Closed loop constant light regulator 1/10v for connection to Normalink adapter IDNG-EAD.

- Surface ceiling mounted. Incorporates a movement sensor (PIR) allowing the activation of the lighting when people are present if needed.
- 230v AC 50 Hz.
- Brightness level: 100-1000 lux.
- Connection time: 10-30 min.
- IP20 according UNE 20324.
- Functioning temperature: 0°C to 40°C.
- Movement detection range: 360°/day, 7 meters at 2.5m height.
- Diameter: 118.50 mm.
- Height: 45 mm.
- Manufactured according UNE EN60730 norm.





IDNG-10ES



Input / Output module compatible with the Normalink system. Allows the direct integration of external input / output elements to Normalink (not through DALI).

- 10 terminals that can be programmed as inputs or outputs.
- One relay output.
- Ethernet connection.
- Web server for network configuration.
- Potential free inputs for connecting push buttons, switches or external signals.
- 24v Outputs for connecting relays, solid state counters or external PLC devices, centrals, etc. Maximum current output 10mA.
- Identification through Normalink code.
- DIN rail mounting (6 modules).
- 230V AC 50-60Hz form an UPS (Uninterrupted Power Supply).



Lets see it with an example

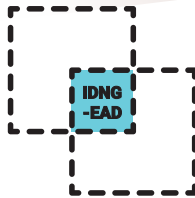
Normalink is easy and intuitive,
and we can see a full example in
just five steps:

01



Group the luminaries
and/or emergency
lighting units in lines of
up to 64 fittings.

02



Use the IDNG-EAD adaptors and the IDNG-P4P
interfaces to integrate push buttons, light regulators
or presence detectors.

Remember:

- It is possible to connect to the IDNG-EAD one or several push buttons or presence detectors that share the same action (digital 230V AC input) or a closed loop light regulator (analogic 0-10v input).
- Up to 4 free potential push buttons can be connected to the IDNG-P4P interface. A different action can be programmed for each one of them.
- The maximum number of IDNG-EAD and IDNG-P4P per DALI line is 16.
- The maximum number of light regulators (ref: ILSR110 or ILSS110) that can be connected through an adaptor per line is 8. Other type of regulators reduce that number to only 1 per line.



03



Connect the DALI lines to the IDNG64 gateways and press the test button to check if the DALI wiring has been properly done.

04

IP Address:

192.16 |

Change the IP address of the gateways and integrate them in the local network.

05



Download the Normalink app and connect your device to the same local network.

NormaLINK 



As a briefing

Normalink is the most simple, intuitive and advance control solution.

- Control all the illumination in a comfortable and intuitive way.
- Make groups and scenes.
- Program timings.
- Detect anomalies and optimize the maintenance of both the emergency and general lighting.
- Normalink is a complete open system. No exclusivities.
- Easy and automatic configuration: Connect and control.
- Control the access through different user profiles.
- Remotely control the installation.
- Use the Normalink BMS system to work with drawings.
- 100% Spanish Technology designed by Normagrup.



Emergency lighting



General Lighting

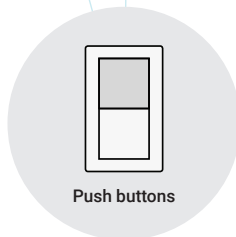
NormaLINK

App control by Normagrup

100%
by Normagrup
hardware · software · support

Normalink is available in iOS,
Android and windows.

iOS   Windows

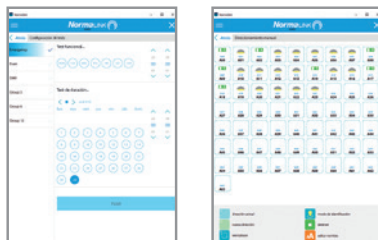


Push buttons

NORMALINK BMS

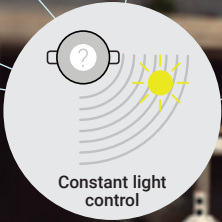


APP NORMALINK





Fire detectors



Constant light control



NormaLINK

CONTROL APP
by Normagrup

ECOLIGHT NORMALUX

Emergency lighting
ecolight.com

NORMALIT

Technical and architectural lighting
normalit.com



100%

*Entirely designed and
manufactured in Spain*

Headquarters

Parque Tecnológico de Asturias. C/ Ablanal, 1
33428 Llanera (Asturias). Spain
normagrup.com

Normagrup UK

Unit 5 Ninian Park
Ninian Way
Tame Valley
Tamworth
B77 5ES

Normagrup Netherlands

Korte Huijfakkerstraat 18
4815 PS Breda, The Netherlands

Normagrup Portugal

Rua da Imprensa N. 2D.
3200-149 Lousã (Portugal)

Normagrup México

Bradley 105
Col. Anzures, Del. Miguel Hidalgo
Ciudad de México.
C.P. 11590



Normagrup



App control by Normagrup



Ask for the Windows version by
writing to our email address:
normalink@normagrup.com

